



STATUE OF EQUALITY RAMANUJA, HYDERABAD



Technical Specifications

General

ID	: 4474
System Wattage	: 18W LED
Driver Integral	: Constant Current
Operating Voltage	: 100-277Vac
Operating Temperature	: -15°C~+50°C

Physical

Body	: Die-cast Aluminium
Front Ring	: 316 Grade Stainless Steel
Diffuser	: Toughened Clear
	: Glass T=8mm
Louvre	: Honey Comb
Mounting Sleeve	: ABS - Black
Mounting	: Floor - Recess

Light Source

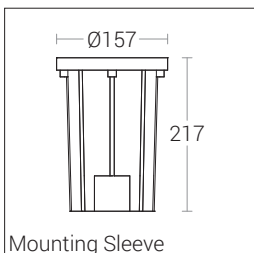
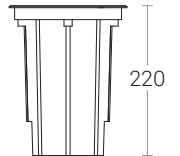
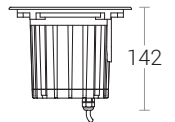
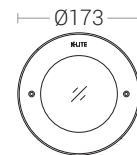
Light Source	: CITIZEN COB
CRI (Ra)	: ≥80 (≥90 On Request)
LED Colour Temperature	: 2700K / 3000K / 4000K / 6500K

Driver

Power Supply	: Integral
Input Voltage	: 240Vac
Frequency	: 50-60 Hz
Power Factor	: ≥0.9
THD	: <10%
Surge Protection	: 2.5KV
Efficiency	: >85%

Optical Performance

Beam Angle	: 15° / 25°/40°
------------	-----------------



Mounting Sleeve

Note : It is our constant endeavor to upgrade the performance of our products. For the latest technical information, IES files and product updates please refer to the website at www.klite.in