



K-LITE



GARDEN LIGHTING POLES

Garden Lighting Pole is design to create a distinctive atmosphere in town & cities by using the most advanced technology to develop innovative lighting solutions. Poles can stylishly convey the identity of any landscape. Our poles can be designed to suit single or multi arms brackets in order to install one or more light sources.

Product Description

- Pole design parameters vary depending on the type of bracket and loading factor.
- All pole sections are welded using special v groove technique by certified welders using high end MIG welding processes.
- Built-in control box with cast aluminium service door and safety rope.
- Die cast aluminium door is contoured to the shape of the pole with silicone rubber gasket.
- The control gear tray is prewired with MCB, terminal connectors for loop-in / loop-out arrangement.
- The foundation bolt holes in the base plate are designed to be elongated for fine adjustments / alignment of the pole during installation.
- Base plate made of steel grade E250 & foundation bolt of grade 4.6
-  - Conformity mark

Product Benefits

- Quick installation and low assembly costs.
- A wide range of Pole heights and bracket options to meet various lighting requirements.
- Functionally versatile, strong and stable with sound engineering.
- Long life span.
- Innovative Design options to provide Visual integration with the environment.
- Customised for your delight : Creating the entire product portfolio - Right from concept to completion, merging the best technology and practices in lighting.

Area of Application

Illuminating pathways in parks, gardens, resorts, Private driveways, Residential Area Lighting, boulevards, shopping centres, building perimeters and public places.


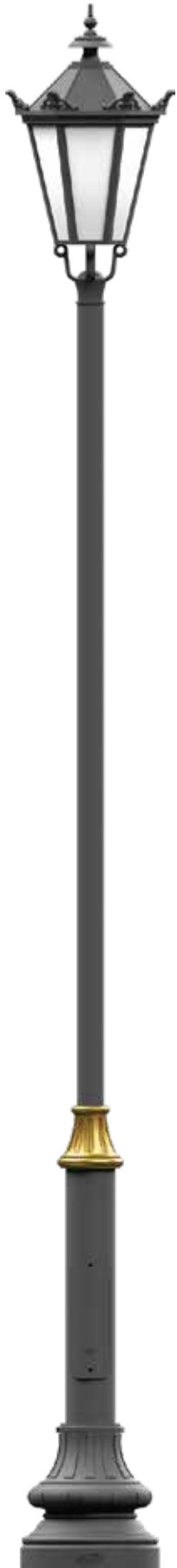
Installation

Surface mounted with base plate and fitted on a pre formed foundation.

Available Finish

Coated with zinc rich primer and finished using environmentally stable polyurethane based paint / Pure polyester powder coated of desired colour.

- Graphite grey
- Anthracite grey
- Black



FLORIAN Series

ID	Pole Size	Base Size	Height	Mounting
KP-4329	Ø76.1	Ø139.7	3000	KP-8
KP-4330	Ø76.1	Ø139.7	3660	KP-8
KP-4327	Ø76.1	Ø139.7	4270	KP-8

Bracket Option : Sora / Sylvia / Nene / Emma