


K-LITE



CAST IRON & AREA LIGHTING POLES

Area Lighting Pole is a simplest design which suits the clean aesthetics with appeal simplicity and elegance. Our poles can be designed to suit single or multi arms brackets in order to install one or more light sources.

Product Description

- Pole design parameters vary depending on the type of bracket and loading factor.
- All pole sections are welded using special v groove technique by certified welders using high end MIG welding processes.
- Built-in control box with cast aluminium service door and safety rope.
- Die cast aluminium door is contoured to the shape of the pole with silicone rubber gasket.
- The control gear tray is prewired with MCB, terminal connectors for loop-in / loop-out arrangement.
- The foundation bolt holes in the base plate are designed to be elongated for fine adjustments / alignment of the pole during installation.
- Base plate made of steel grade E250 & foundation bolt of grade 4.6
-  - Conformity mark

Product Benefits

- Quick installation and low assembly costs.
- A wide range of Pole heights and bracket options to meet various lighting requirements.
- Functionally versatile, strong and stable with sound engineering.
- Long life span.
- Innovative Design options to provide Visual integration with the environment.
- Customised for your delight : Creating the entire product portfolio - Right from concept to completion, merging the best technology and practices in lighting.

Area of Application

Lighting of Buildings, Monuments, Statues, Traffic Junction, Campus Lighting, Resorts, Shopping centres, Shipment Yards, Airports, General area lighting & Sports lightings.

Installation

Surface mounted with base plate and fitted on a pre formed foundation.

Available Finish

Coated with zinc rich primer and finished using environmentally stable polyurethane based paint / Pure polyester powder coated of desired colour.

- Graphite grey
- Anthracite grey
- Black

STREET PRINCE/KING

Series

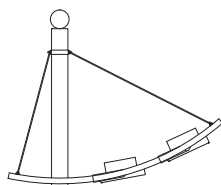
ID	Pole Size	Base Size	Height	Mounting
KP-8119	Ø88.9	-	4570	KP-28
KP-8122	Ø114.3	Ø139.7	10000	KP-51.6
KP-8131	Ø114.3	Ø139.7	10000	KP-51.6
KP-8120	Ø114.3	Ø139.7	10000	KP-51.6



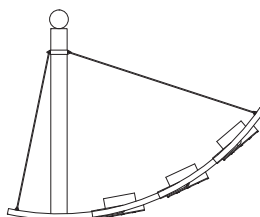
STREET KING



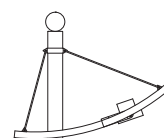
STREET PRINCE



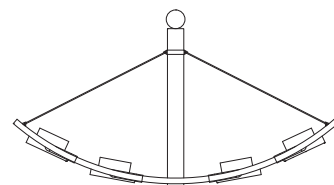
KP-8122



KP-8131



KP-8119



KP-8120