

Facade luminaires with Hybrid optics, downwards for ambient lighting and orientation, upwards to accentuate architectural elements, Precise lighting for where it is required. Aesthetically shaped wall mounted luminaire with fully shielded light source for striking light effects.

### Product Description

- Luminaire made of die-cast aluminium, triangular extruded aluminium & SS fasteners.
- Clear toughened glass diffuser.
- Silicone gasket
- Hybrid optics with lens for higher efficiency, lower optical losses with optimum glare suppression.
- Die cast aluminium base for easy installation onto the wall / column.
- Cable entries for through-wiring of mains supply cable.
- Integral constant current power supply
- CRI (Ra) :  $\geq 80$
- Prewired with LED driver and suitable for operating on 240V, 50Hz single phase ac supply.
- Ordering guide : KL-6984-CCT (Colour Temperature)
- Available CCT : 2700K, 4000K, 5700K



### Product Benefits

- Sturdy construction in order to maintain performance of the luminaire and to reduce maintenance costs.
- Quick & simple installation with low maintenance.
- Clear glass in the front with continuous silicone gasket to ensure adequate sealing.
- Sustainable LED technology offers durability and optimal light output with low power consumption.


### Area of Application

Residential, Building facade, Commercial centres, Passages, Pathways, Sculptures and Structures.

### Available Finish

Pure polyester powder coated

- Graphite grey
- Anthracite grey
- Jet black





**Technical Specifications**

**General**

ID	: 6984 / 6985
System Wattage	: 6W / 2 x 6W LED
Driver Integral	: Constant Current
Input Voltage	: 230-240Vac
Frequency	: 50-60 Hz
Operating Voltage	: 100-300Vac
Operating Temperature	: -15°C~+50°C

**Physical**

Body	: Extruded & die-cast aluminium
Reflector	: Mirror finish pure AL
Diffuser	: Clear toughened glass
Mounting	: Surface - Wall
Finish	: Graphite Grey Anthracite Grey Jet Black

**Light Source**

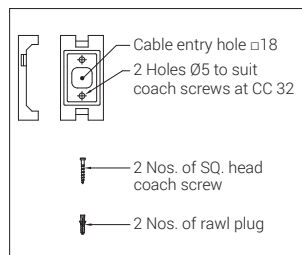
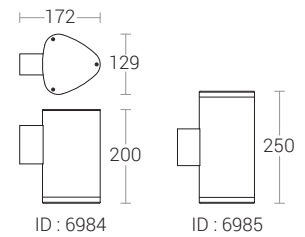
Light Source	: CITIZEN COB
CRI (Ra)	: >80
LED Colour Temperature	: 2700K / 4000K / 5700K

**Driver**

Power Supply	: Integral
Power Factor	: ≥0.95
THD	: <15%
Surge Protection	: 4KV
Efficiency	: >80%

**Optical Performance**

Beam angle	: 15° / 25° / 40°
------------	-------------------



**Note :** It is our constant endeavor to upgrade the performance of our products. For the latest technical information, IES files and product updates please refer to the website at [www.klite.in](http://www.klite.in)