

Elegant column lighting feature, which is suitable for both modern and classic architecture. Ideal for creating orientation with exceptional visual comfort. These luminaires offer general ambient light in open spaces giving a sense of security in night-time. Clean Lines and pure form are the underlying elements in this series of column light, designed to provide rotationally symmetrical illumination, Light emission 360°.

Technical Specifications

- Luminaire made of extruded aluminium alloy (grade 6063) with die-cast aluminium components and non corrosive SS fasteners.
- Shielded light.
- For optimum illumination, these luminaires can be supplied in different heights.
- Non yellowing UV stabilized translucent polycarbonate diffuser.
- Silicone gasket.
- Die cast aluminium mounting plate with an anchorage unit made out of hot dip galvanised steel for extra guarantee against corrosion. Luminaire can be aligned on the mounting plate around 360°.
- Cable entries for through-wiring of mains supply cable.
- Integral constant current power supply
- CRI (Ra) : ≥ 85
- Prewired with LED driver and suitable for operating on 240V, 50Hz single phase ac supply.
- Ordering guide : KL-7036-CCT (Colour Temperature)
- Available CCT : 3000K, 4000K, 6500K



Product Benefits

- Practical . Elegant . Efficient
- Timeless modern design options.
- Easy to maintain, robust and durable construction.
- Soft diffused lighting protects pedestrians from glare and provides distinctive lighting with exceptional visual comfort.
- Sustainable LED technology offers durability and optimal light output with low power consumption.


Area of Application

Suitable for Private & Public areas, Illuminating Driveways, Pathways, Building surrounds, Entrances, Squares & Gardens, Promenades.

Available Finish

Pure polyester powder coated

- Graphite grey
- Anthracite grey
- Jet black





Technical Specifications

General

ID : 7036
 System Wattage : 24W LED
 Driver Integral : Constant Current
 Input Voltage : 230-240Vac
 Frequency : 50-60 Hz
 Operating Voltage : 100-277Vac
 Operating Temperature : -15°C~+50°C

Light Source

Light Source : LUMILED
 LED Lumens : 3250 lm
 CRI (Ra) : >85
 LED Colour Temperature : 3000K / 4000K / 6500K

Driver

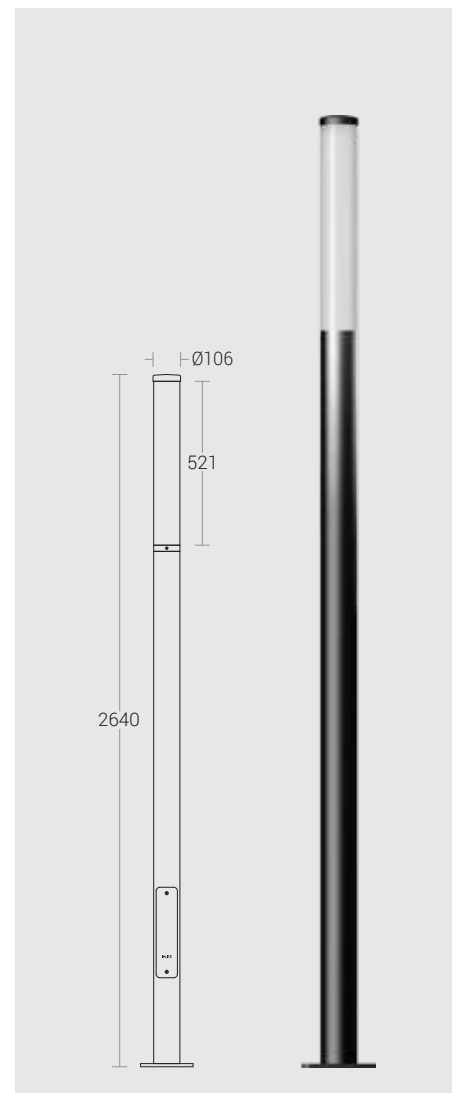
Power Supply : Integral
 Power Factor : >0.95
 THD : <10%
 Surge Protection : 4KV
 Efficiency : >85%

Physical

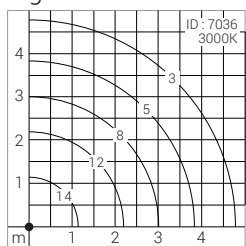
Body : Extruded Aluminium Alloy (grade 6063)
 Diffuser : Translucent Polycarbonate
 Mounting : Surface
 Finish : Powder Coated
 Graphite Grey / Jet Black
 Anthracite Grey

Optical Performance

Colour Temperature : 3000K
 Luminous flux : 2095 lm
 Light Distribution : Symmetrical



Light Distribution



Applied Photometry : H=2.6m

