

These environmentally friendly LED garden and pathway luminaires, create a pleasant light distribution with a high degree of visual comfort. These luminaires offer shielded glare free illumination on ground surface and are perfect for illuminating entrances, footpaths as well as garden and landscape architecture. Clean Lines and pure form are the underlying elements of this series of LED bollards, designed to provide radially symmetric light emission of 360°.

Product Description

- Luminaire body made of extruded aluminium alloy (grade 6063) with die cast aluminium components and non corrosive SS fasteners.
- For optimum coordination with lighting situation, these luminaires can be supplied in three different heights.
- Reflector system made of pressure die cast aluminium.
- Non yellowing UV stabilized translucent polycarbonate diffuser.
- Silicone gasket.
- Mounting plate die cast aluminium double powder coated with an anchorage unit and stainless steel fixing screws.
- Cable entries for through-wiring of mains supply cable.
- Integral constant current power supply
- CRI (Ra) : ≥ 80
- Prewired with LED driver and suitable for operating on 240V, 50Hz single phase ac supply.
- Ordering guide : KL-4671-CCT (Colour Temperature)
- Available CCT : 2700K, 4000K, 5700K



Product Benefits

- High luminous efficiency at reduced wattage.
- Elegant, Robust design
- Dark sky compliant protects pedestrians from glare by preventing spill light above the horizontal plane.
- Sustainable LED technology offers durability and optimal light output with low power consumption.


Area of Application


Suitable for Residential & Public areas for Illuminating Driveways, Pathways, Flowerbeds, Entrances, Squares, Gardens and as well as landscape architecture.

Available Finish

Pure polyester powder coated

- Graphite grey
- Anthracite grey
- Jet black





Technical Specifications

General

ID	: 4671 / 4672 / 4673
System Wattage	: 8W LED
Driver Integral	: Constant Current
Input Voltage	: 230-240Vac
Frequency	: 50-60 Hz
Operating Voltage	: 100-277Vac
Operating Temperature	: -15°C~+50°C

Light Source

Light Source	: NICHIA
LED Lumens	: 1089 lm
CRI (Ra)	: ≥80
LED Colour Temperature	: 2700K / 4000K / 5700K

Driver

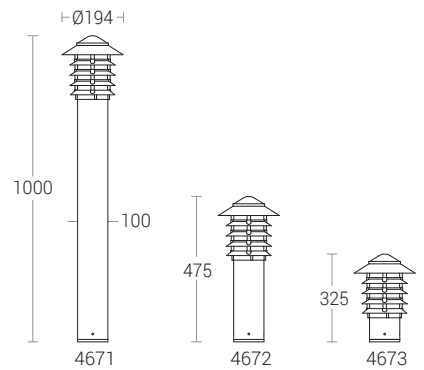
Power Supply	: Integral
Power Factor	: ≥0.90
THD	: <10%
Surge Protection	: 2.5KV
Efficiency	: >85%

Physical

Body	: Die-Cast Aluminium with Extruded Aluminium Tube
Diffuser	: Translucent Polycarbonate
Gasket	: Silicone
Mounting	: Surface
Finish	: Powder coated Graphite Grey / Jet Black Anthracite Grey

Optical Performance

Colour Temperature	: 4000K
Luminous flux	: 153 lm
Light Distribution	: Symmetrical



Light Distribution

