

Our IP67 profiles are modular and offers an innovative lighting solution in constrained space which require linear lighting. The profiles are made of extruded aluminium and are available in powder coated white / black and anodised aluminium finish options. Depending upon form selected clear and translucent encapsulation options are available. The aluminium profile and the polyurethane encapsulation lends to IP67 protection class. Various mounting options are available making it a versatile product for various applications.

Product Features

- Luminaire made of extruded aluminium for better thermal management.
- Translucent polyurethane encapsulation.
- Surface / Recessed / Suspended mounting options available.
- IP67 connector on both ends and can be easily installed via mounting clips or adjustable wall clamps.
- Constant voltage LED driver 24V Non integral (to be ordered separately)
- MacAdam LEDs \leq 3-step
- High CRI80+
- Dimmable
- Special colour on request (Red, Green, Blue, Amber etc.)
- Multiple lengths available



Area of Application

Hotel & Resorts, Staircase Lighting, Malls, Restaurants, Receptions, Shopping Complex, Commercial & Business Centers, Residential Lighting and similar applications.

Installation Note

- Surface, Recessed or Suspended
- Based on site requirement can be glued using PU glue, silicone / grouted or plastered in on-site cutouts.
- Mounting accessories : Wall clamps / Clips / Suspension kits as per site requirement
- Luminaire to be ordered with suitable 24V dc power supply.
- Mounting tray for better cable management with slide fit system.


Voltage drop information for the feed-in-line (PSU / Control to fixture)

STATIC COLOUR			Max.cable length
Power (m)	Cable spec	Product run length	PSU-luminaire
10W/m	.34 mm ² / AWG 22	1m / 2m	19m / 10m
20W/m	.34 mm ² / AWG 22	1m / 2m	7m / 3.5m
RGBW			
20W/m	.34 mm ² / AWG 22	1m / 2m	10m / 4.5m
40W/m	.34 mm ² / AWG 22	1m / 2m	4.5m / --

Note : Calculation is based on a max. voltage drop of 0.80V and is based on the cable configuration on-site.

Important Note:

- The given data are standard values. Due to tolerances of the manufacturing process and the electrical components, photometric values and electrical power can vary up to 10 - 12%.
- Luminous flux upto -40% with opal transmission.
- In IP67 encapsulated products, tolerance in colour temperature can occur.
- Light distribution refer online



Open Source



K-LITE

Power Grazer-32, Mono / RGBW

Power : 10W 20W 30W 40W
 Length: 505mm 1005mm 1505mm 2005mm

Features

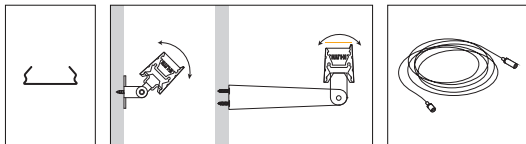
- Perfectly solution for wall grazing
- Small form factor
- LED
- CRI Ra>80 (>90 on request)
- RGBW addressable LED strips : 100mm / Pixel
- SDCM ≤ 3
- L80 / B10 @ 60,000 Hrs
- For ready use with IP67 connectors
- Encapsulated linear luminaire
- IP67 protection class

Options

- CCT : Amber / 2700K / 3000K / 4000K / RGBW (Special colour on request)
- Driver options



Accessories



Surface mounting clip Adjustable wall clamp Suspension kit

Surface mounting clip recommended to use every 500mm / Adjustable stainless steel suspension kit (1 metre) available on request / Adjustable wall clamp recommended to use for every 900mm.

Cabling Accessories




Lead connector Extension cable End cap

ID	Description	Dimension (mm)
8317	Clip	19 x 19 x 7.5
8331	Adjustable wall clamp	-
8293	Suspension kit set	1m
8319	End cap - 2 pin	-
8320/8321	Male / Female connector - 2 pin	0.5m Cable
8322	Extension cable - 2 pin	1m Cable
8383	End cap - 5 pin	-
8384/8385	Male/Female connector - 5 pin	0.5m Cable
8386	Extension cable - 5 pin	1m Cable

* Fixture manufactured to desired length with multiples of 500mm (not to be cut at site)

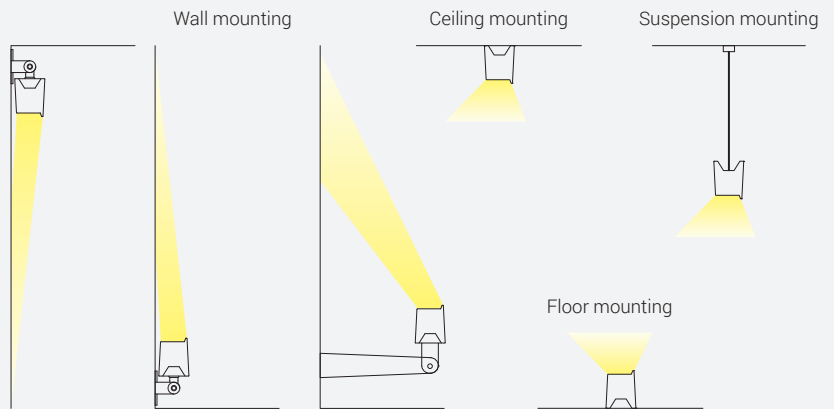
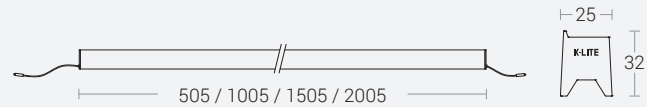
* Driver and mounting accessories to be ordered separately



Mono colour

RGBW


Dimension in mm



Housing Colour




High-quality aluminium with powder coated finish in RAL9005 Black fine texture | RAL9016 White fine texture



Open Source

Light Distribution refer online



Technical Specifications

Light Source

Light Source	: LED
CRI (Ra)	: >80 (>90 on request)
LED Colour Temperature	: Amber / 2700K / 3000K / 4000K / RGBW (Special colours on request)
RGBW addressable LED strip	: 100mm / Pixel

General

Driver	: Constant Voltage
Input Voltage	: 220-240Vac
Operating Temperature	: -15°C~+50°C
Operating Voltage	: 24Vdc
Power Supply	: Non Integral 24V PSU (IP67)

Optical

Efficiency (lm/w)	: 20W : >60 / 40W : >45 (RGBW)
Tilt	: Fixed
Beam Angle	: 30° / 60°
Luminaire Efficiency	: Upto 70 lm/W (Mono)
Diffuser Material	: Polyurethane Encapsulation

Physical

Body	: Extruded Aluminium with Translucent Endcaps
Mounting	: Surface / Tilttable
Finish	: White / Black

Specification

Power (W/m)	20W/m	40W/m
Max.length (m)	2 mts	2 mts
Max.serial run length (m)	3 mts	2 mts
Max.ambient temp.(Ta _{max})	45°C	45°C

- The given data are standard values. Due to tolerances of the manufacturing process and the electrical components, photometric values and electrical power can vary up to 10 - 12%.
- Luminous flux upto -40% with opal transmission.
- In IP67 encapsulated products, tolerance in colour temperature can occur.
- Transparent end caps also available.
- Light distribution refer online



Ordering Guide

Surface - Direct

RGBW

ID	Wattage	Dimension (mm)	ID	Wattage	Dimension (mm)
3556	10W	505 x 25 x 32	3560	10W	505 x 25 x 32
3557	20W	1005 x 25 x 32	3561	20W	1005 x 25 x 32
3558	30W	1505 x 25 x 32	3562	30W	1505 x 25 x 32
3559	40W	2005 x 25 x 32	3563	40W	2005 x 25 x 32

* Voltage drop information refer to page no: 07