

Vio luminaire is a versatile solution for projects that demand high quality of the lighting system and high visual comfort. The extruded aluminium housing is ideal for better thermal management. These IP65 profile for robust outdoor applications.

Product Description

- Luminaire made of extruded aluminium for better thermal management.
- Translucent polycarbonate diffuser for optimum optical performance.
- Available in 110° beam angle.
- Suitable for surface and suspended mounting.
- Supplied with adjustable stainless steel suspension kit (1 metre).
- Specially designed potted constant current driver with built-in surge protection.
- Cable entries for through-wiring of mains supply cable.
- Non-Integral driver for easy maintenance and replacement.
- CRI (Ra) : ≥ 80
- Suitable for operation on 240V, 50Hz single phase ac supply.
- Ordering guide : KL-3542-CCT (Colour Temperature)
- Available CCT : 3000K, 4000K, 5700K.



Product Benefits

- Attractive high quality housing.
- Environmental friendly.
- Designed for easy maintenance operation to reduce maintenance cost.
- Sustainable LED technology offers durability and optimal light output with low power consumption.

Area of Application

Public / Under ground car parkings, Petrol Bunk, Hotel & Resorts, Malls, Commercial & Business Centers, etc.

Available Finish

Pure polyester powder coated

- White
- Black
- Grey

Accessory

Clamps / Suspension kits as per site requirement



K-LITE

VIO

Power : 40W 80W
Length: 1210mm 2410mm

100
lm/w

Features

- LUMILED LED's
- 3000K / 4000K / 5700K
- Ra>80
- SDCM ≤ 3
- L70 / B10 @ 60,000 Hrs
- Standard suspension kit 1M



Options


- Through wiring
- Dimmable options

Beam Angle



110°
Diffused

Accessories



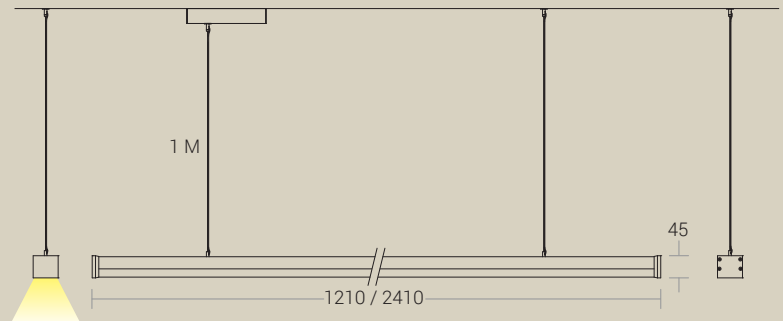
Canopy Kit
For control unit

K-LITE

PENDANT
DIRECT



Dimension
in mm



Housing Colour




High-quality aluminium with powder coated finish in
Black fine texture | White fine texture | Grey fine texture



Note : Reference Image Only

Light Distribution refer online



Product Description

- IP65 profile for robust outdoor applications
- Extruded aluminium housing for better thermal management.
- Engg. end caps and PC diffuser for optimum optical performance.
- Specially designed potted constant current driver with built-in surge protection
- Non-Integral driver for easy maintenance and replacement.

Technical Specifications

General

Driver : Constant Current
 Input Voltage : 230-240Vac
 Operating Temperature : -10°C~+50°C

Physical

Body : Extruded Aluminium Alloy with Endcaps
 Mounting : Suspended
 Finish : White / Black / Grey

Light Source

Light Source : LUMILED / OSRAM
 CRI (Ra) : >80
 LED Colour Temperature : 3000K / 4000K / 5700K

Driver

Power Supply : Non Integral
 Power Factor : >0.95
 THD : <10%
 Surge Protection : 6KV
 Efficiency : >87%

Optical

Tilt : Fixed
 Beam Angle : 110°
 Diffuser Material : Polycarbonate

Ordering Guide

Pendant - Direct

ID	Direct	Dimension (mm)
3542	40W	1210 x 52 x 45
3540	80W	2410 x 52 x 45

K-LITE

VIO-R

Power : 40W 80W
Length: 1215mm 2415mm

100
lm/w

Features

- LUMILED LED's
- 3000K / 4000K / 5700K
- Ra>80
- SDCM ≤ 3
- L70 / B10 @ 60,000 Hrs



Options

- Through wiring
- Dimmable options


Beam Angle



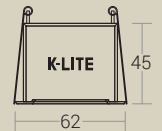

110°
Diffused

K-LITE

RECESSED



Dimension
in mm



Housing Colour




High-quality aluminium with powder coated finish in
Black fine texture | White fine texture | Grey fine texture



Note : Reference Image Only

Light Distribution refer online



Product Description

- IP65 profile for robust outdoor applications
- Extruded aluminium housing for better thermal management.
- Engg. end caps and PC diffuser for optimum optical performance.
- Specially designed potted constant current driver with built-in surge protection
- Non-Integral driver for easy maintenance and replacement.

Technical Specifications

General		Physical	
Driver	: Constant Current	Body	: Extruded Aluminium Alloy with Endcaps
Input Voltage	: 230-240Vac	Mounting	: Recess
Operating Temperature	: -10°C~+50°C	Finish	: White / Black / Grey
Light Source		Driver	
Light Source	: LUMILED / OSRAM	Power Supply	: Non Integral
CRI (Ra)	: >80	Power Factor	: >0.95
LED Colour Temperature	: 3000K / 4000K / 5700K	THD	: <10%
Optical		Surge Protection	: 6KV
Tilt	: Fixed	Efficiency	: >87%
Beam Angle	: 110°		
Diffuser Material	: Polycarbonate		

Ordering Guide

Recess

ID	Direct	C.O.D	Dimension (mm)
3543	40W	1208 x 55	1215 x 62 x 45
3541	80W	2408 x 55	2415 x 62 x 45