

A decorative column light designed with single / double sided light output to provide soft, flat beam light distribution. These luminaires offer shielded glare free illumination on ground surface. Clean Lines and pure form are the underlying elements in this series of column light.

### Product Description

- Luminaire body made of rectangular extruded aluminium tube (grade 6063) with die cast aluminium components and non corrosive SS fasteners.
- Non yellowing UV stabilized clear acrylic diffuser.
- MS mounting plate with an anchorage unit made out of hot dip galvanised steel for extra guarantee against corrosion.
- No Loop-in / Loop-out arrangement
- Cable entries for through-wiring of mains supply cable.
- Integral constant current power supply
- CRI (Ra) :  $\geq 80$
- Prewired with LED driver and suitable for operating on 240V, 50Hz single phase ac supply.
- Ordering guide : KL-4186-CCT (Colour Temperature)
- Available CCT : 2700K, 3000K, 4000K, 5700K



### Product Benefits

- High luminous efficiency at reduced wattage.
- Elegant, Robust design
- Dark sky compliant protects pedestrians from glare by preventing spill light above the horizontal plane.
- Sustainable LED technology offers durability and optimal light output with low power consumption.

### Area of Application

Suitable for Private & Public areas, Illuminating Driveways, Pathways, Building surrounds, Entrances, Squares & Gardens, Promenades.

### Available Finish

Pure polyester powder coated

RAL 9004 Signal black

RAL 9007 Grey aluminium


RAL 7016 Anthracite grey

Graphite grey

### Special Finish - On Request



Bamboo Teak





RELIANCE GIR, JUNAGADH, AHMEDABAD

### Technical Specifications

#### General

ID	: 4186 / 4187
System Wattage	: 1 x 24W / 2 x 24W LED
Driver Integral	: Constant Current
Operating Voltage	: 100-277Vac
Operating Temperature	: -15°C~+50°C

#### Light Source

Light Source	: NICHIA
CRI (Ra)	: ≥80
LED Colour Temperature	: 2700K / 3000K / 4000K / 5700K

#### Physical

Body	: Rectangular Extruded Aluminium Tube with Die-Cast Aluminium
Diffuser	: Clear acrylic
Mounting	: Floor - Surface
Finish	: Powder coated RAL 9004 Signal black RAL 9007 Grey aluminium RAL 7016 Anthracite grey Graphite grey
Special Finish	: Bamboo / Teak Texture - On Request

#### Driver


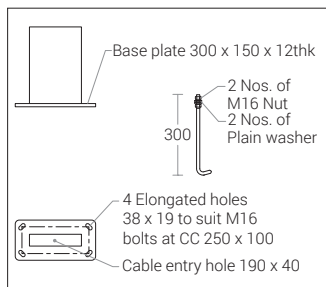
Power Supply	: Integral
Input Voltage	: 230-240Vac
Frequency	: 50-60 Hz
Power Factor	: >0.95
THD	: <10%
Surge Protection	: 2.5KV
Efficiency	: >85%

#### Optical Performance

Light Distribution	: Asymmetrical
--------------------	----------------



Note : No Loop-in / Loop-out arrangement



**Note :** It is our constant endeavor to upgrade the performance of our products. For the latest technical information, IES files and product updates please refer to the website at [www.klite.in](http://www.klite.in)