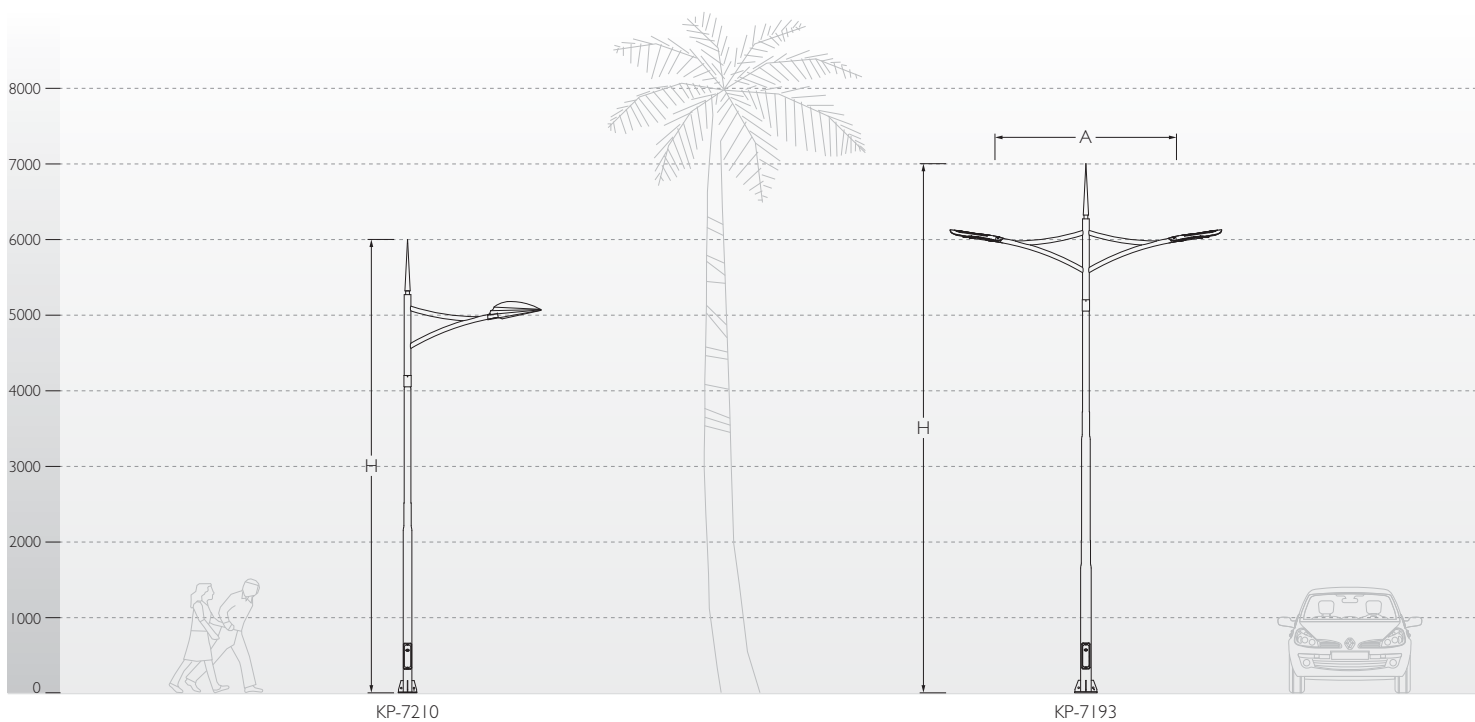




ID	Arm	A	H	Mounting
KP-7210	Single	1200	6000	Fig.1
KP-7211	Double	2400	6000	Fig.1
KP-7192	Single	1200	7000	Fig.2
KP-7193	Double	2400	7000	Fig.2

Swaged Pole




Sword is marked by simplicity to display minimalist architecture. The design evokes the values of serenity and modernity of metal.

Features:

- Sword pole with single / double is designed for street lighting, suitable for various street light luminaires.
- This architecturally designed pole is structurally sound. Pole design parameters vary depending on the type of bracket and loading factor.
- Pole sections are swaged and joint together using special v groove technique by certified welders using high end MIG welding processes.
- Built-in control box with cast aluminium service door and safety rope.
- The control gear tray is prewired with MCB, terminal connectors for loop-in loop-out arrangement.
- CE - Conformity mark

Fixture Options

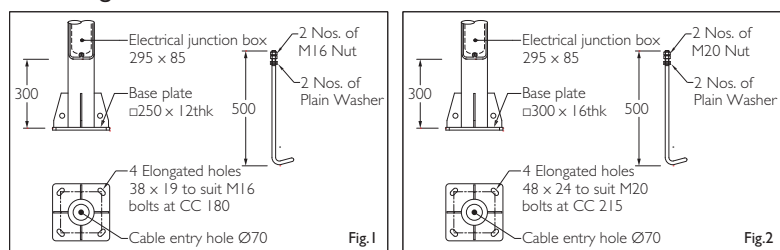


Finish : Coated with epoxy zinc phosphate primer and finished using environmentally stable polyurethane based paint.

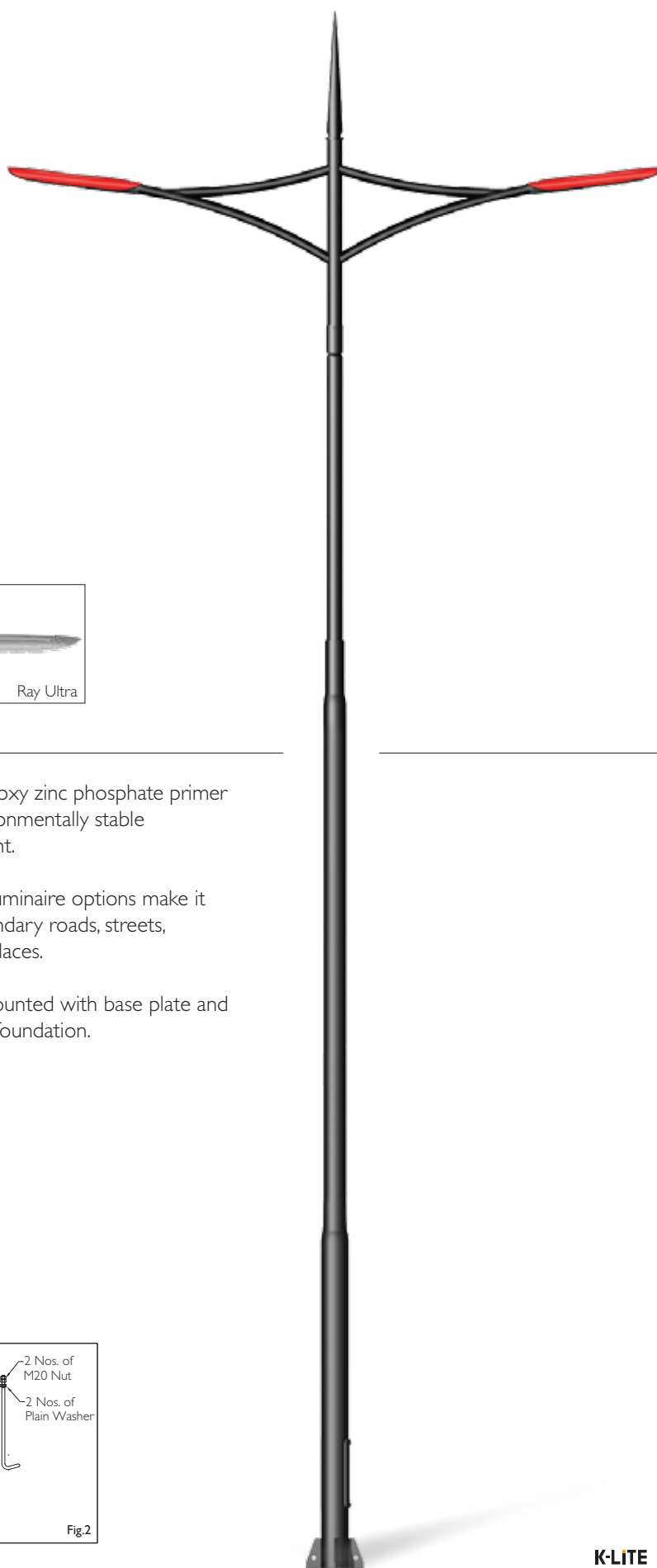
Applications : Various luminaire options make it suitable for main / secondary roads, streets, boulevards and public places.

Installation : Surface mounted with base plate and fitted on a pre formed foundation.

Mounting Details



Note : All dimensions are in mm



K-LITE