

## Euro Lighting Pole

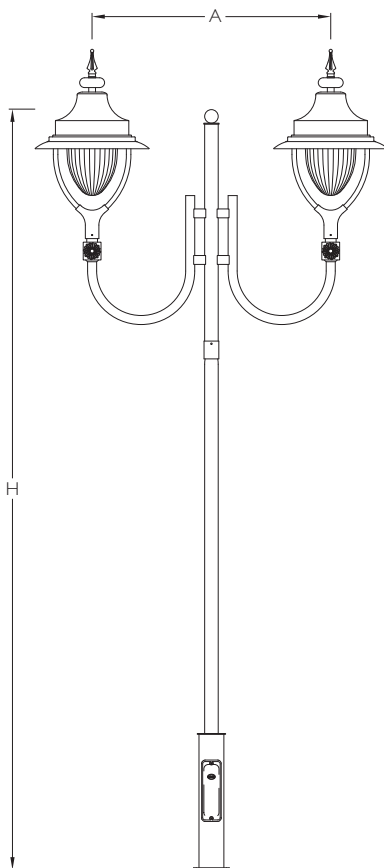

**K-LITE**



**Euro** with its arched tubular design with artistic, inventive style, proven integrity, giving it a touch of timelessness. From stylistic considerations to the more practical aspects of durability, reinforcing the character of a public space and offers you the blend of beauty and business.

### Features:

- Euro pole with single / double arm is designed for garden lighting, suitable for various pole top luminaires.
- This architecturally designed pole is structurally sound. Pole design parameters vary depending on the type of bracket and loading factor.
- Pole section welded to base plate by certified welders using high end MIG welding processes.
- Built-in control box with cast aluminium service door and safety rope.
- The control gear tray is prewired with MCB, terminal connectors for loop-in loop-out arrangement.



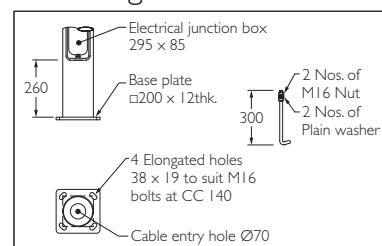
ID	Arms	A	H
KP-4534	Single Arm	685	3660
KP-4535	Single Arm	685	4270
KP-4536	Double Arm	1370	3660
KP-4537	Double Arm	1370	4270

**Finish :** Coated with epoxy zinc phosphate primer and finished using environmentally stable polyurethane based paint.

**Applications :** Various luminaire options make it suitable to illuminating beach resorts, pathways, garden, parks, hotels, residential roads & shopping centres.

**Installation :** Surface mounted with base plate and fitted on a pre formed foundation.

### Mounting Details



Note : All dimensions are in mm