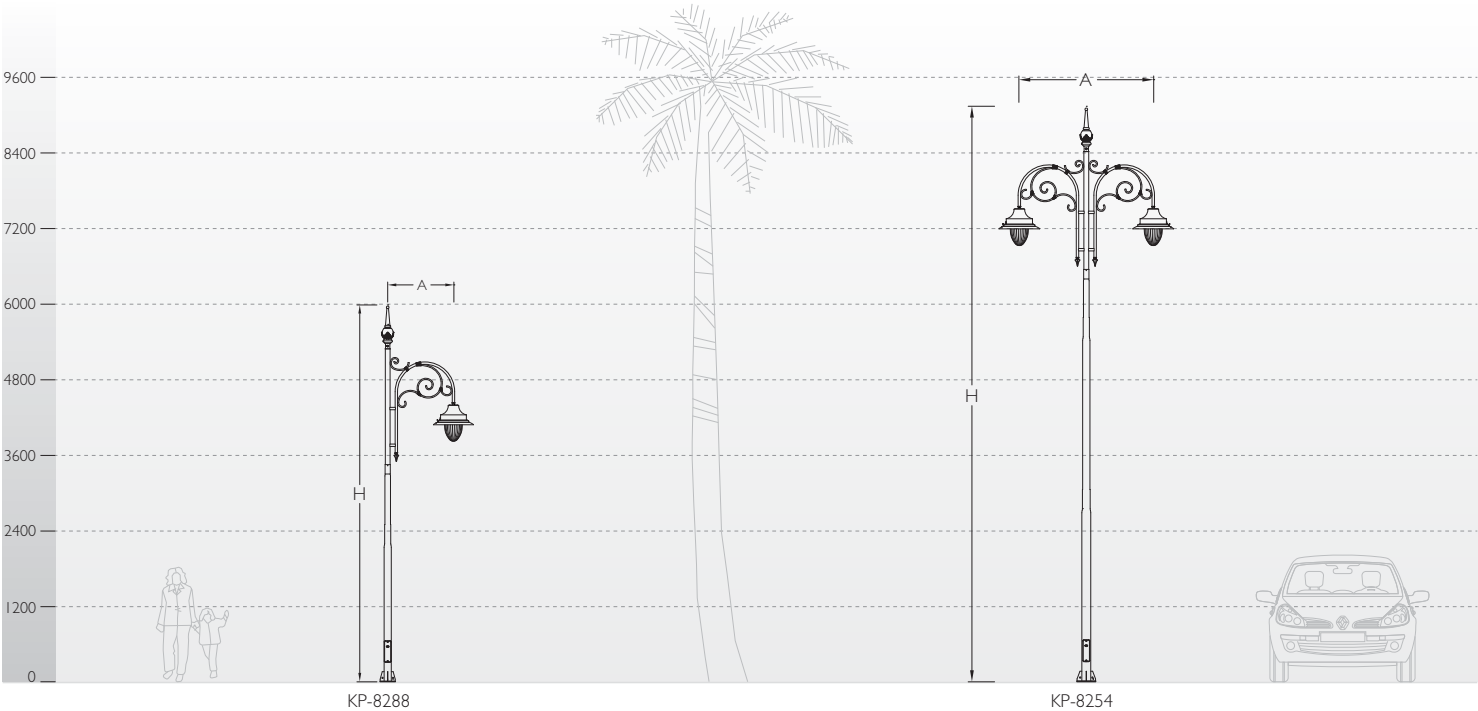




ID	Arms	A	H	Mounting
KP-8288	Single Arm	1050	6000	Fig.1
KP-8289	Double Arm	2100	6000	Fig.1
KP-8253	Single Arm	1050	9000	Fig.2
KP-8254	Double Arm	2100	9000	Fig.2

Swaged Pole



Classique with its arched tubular design offers artistic, inventive style and solid, proven integrity, giving it a touch of timelessness. From stylistic considerations to the more practical aspects of durability, reinforcing the character of a public space and offer you the consummate blend of beauty and business.

Features:

- Classique pole with single / double arm is designed for street lighting, suitable for various street light luminaires.
- Pole design parameters vary depending on the type of bracket and loading factor.
- Pole sections are swaged and joint together using special v groove technique by certified welders using high end MIG welding processes.
- Built-in control box with cast aluminium service door and safety rope.
- The control gear tray is prewired with MCB, terminal connectors for loop-in loop-out arrangement.
- CE - Conformity mark

Fixture Options

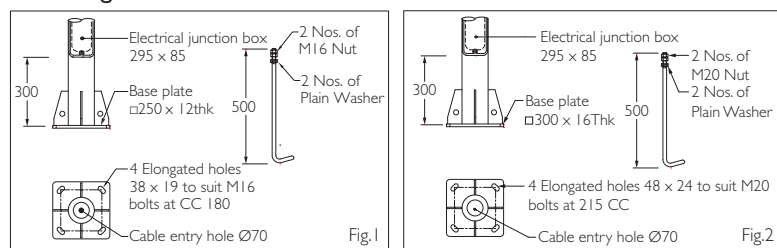


Finish : Coated with epoxy zinc phosphate primer and finished using environmentally stable polyurethane based paint.


Applications : Various luminaire options make it suitable to light roads, street, boulevards and public places.

Installation : Surface mounted with base plate and fitted on a pre formed foundation.

Mounting Details



Note : All dimensions are in mm



K-LITE