



TRISHA SERIES

LOW-GLARE DOWN LIGHTERS

LED Engine made of Die-cast aluminium, modular structure for quick and easy configuration.


Designed with excellent heat-dissipation properties.

The lumen output of this series is exceptional

UGR<16

Varied housing is available for different architectural requirements

Versions of IP20 / IP65



TRISHA

Down Lighters

Varied housing are available for different architectural requirements

IP65 Module



Configurable modular downlight

Thanks to the modular structure, it can be easily
Configured as needed for specific applications

Technical Specifications

General

ID	: 8177 / 8178 (IP40)
ID	: 8351 / 8352 (IP65)
System Wattage	: 7W / 12W LED
Driver Integral	: Constant Current
Input Voltage	: 230-240Vac
Frequency	: 50-60 Hz
Operating Voltage	: 90-265Vac
Operating Temperature	: 25°~55°C

Light Source

Light Source	: CITIZEN / BRIDGLUX
LED Lumens	: 700 / 1200 lm
CRI (Ra)	: >80 (>90 On Request)
LED Colour Temperature	: 2700K / 3000K / 4000K / 5000K
Life Span	: L70 / B10@ 50,000 Hrs
SDCM	: ≤ 3

Physical

Body	: Die cast aluminium
Diffuser	: Clear Polycarbonate
Mounting	: Recessed



Options

- Dimmable options



Beam Angle



Optional : Lens / Reflector

NOTE : IP65 on Request

Area of Application

Lobbies & Foyers, Retail Sector, Corporate Office, Residential & Educational premises, Commercial & Business Centres, Hospitality Industry

K-LITE



LED Module

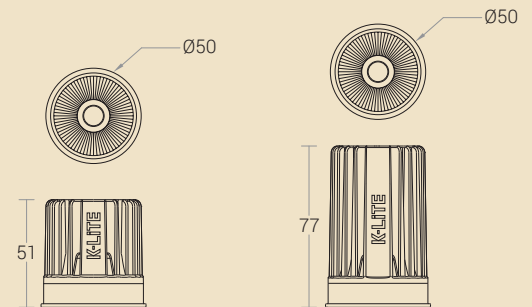


ID : 8177 / 8351 , 7W

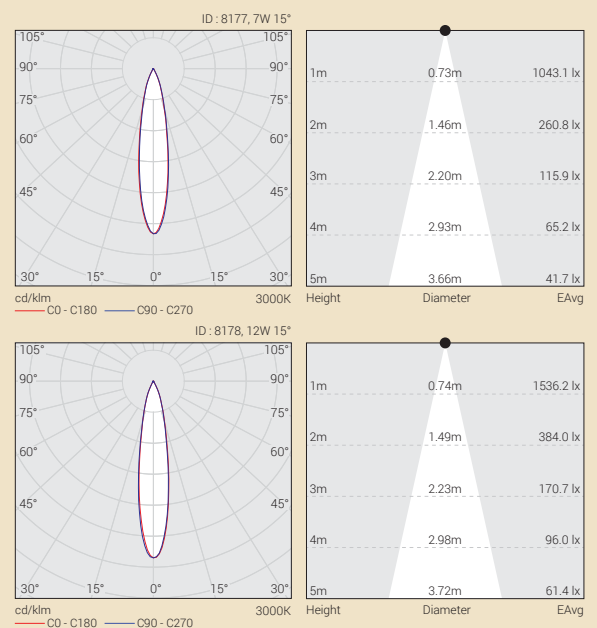


ID : 8178 / 8352 , 12W

Dimension Sketch



Photometric Data Cone diagram





Product Description

- Trisha LED down lighter series is the perfect fit for recessed lighting applications.
- The housing is constructed from die-cast aluminium for better thermal management and finished with white epoxy polyester powder coating.
- Interchangeable LED optic Lens / Reflector options.
- Die-cast aluminium trim for varied applications.

Note : Luminaire housing to be ordered with required LED module.

Benefits

- Countless configurations available in multiple sizes and wattage options.
- Designed for highest efficiency with CRI>80.
- Versatile, Efficient and Aesthetics all in one.
- Modern timeless design in high quality.
- Flexible deployment options with a wide spectrum of applications.

Modular Lighting System

Modular lighting system with interchangeable light source, optical accessories and housing for fixed, adjustable and trimless options.

Glare Control

- Optical systems are carefully designed and selected to provide best light quality.
- The glare-control cutoff allows us to keep the LED from view and enhances your lighting experience.

Optimal Thermal Management


Effective heat dissipation is critical for long-term LED performance hence all luminaires are designed to produce 70% of initial light output with no perceived decay in colour temperature and lumen delivery.

Interchangeable Optics

Modular optics which allows field-interchangeable, tool-free reflectors with spot, medium and wide beam options. Optics can be easily applied to many luminaires across our product lineup.

Colours

Colour trims provide unique appearance, creating new possibilities for designing ceiling space. This feature also soften the light for viewing comfort. Many recess LED downlights feature this unique option.



Note : It is our constant endeavor to upgrade the performance of our products. For the latest technical information, IES files and product updates please refer to the website at www.klite.in




Trisha



SLIM		
ID	Dimension	C.O.D
7094	Ø85	Ø75



OVAL		
ID	Dimension	C.O.D
7092	Ø92	Ø76



ROUND ADJ		
ID	Dimension	C.O.D
7081	Ø80	Ø72



PINHOLE		
ID	Dimension	C.O.D
7736	Ø80	Ø73



ROUND		
ID	Dimension	C.O.D
7091	Ø92	Ø79



WASH			
ID	Dimension	Holder	C.O.D
3319	Ø85	GU10	Ø58



SPECK		
ID	Dimension	C.O.D
7095	Ø108	Ø93



SPOT		
ID	Dimension	C.O.D
7096	Ø120	Ø110



GLOSSY		
ID	Dimension	C.O.D
7093	Ø90	Ø79



SQUARE WALL WASHER			
ID	Dimension	C.O.D	
7086	SQ80	75 x 75	




SQUARE		
ID	Dimension	C.O.D
7084	SQ80	75 x 75



SQUARE		
ID	Dimension	C.O.D
7082	□80	Ø72



ROUND		
ID	Dimension	C.O.D
7085	Ø78	Ø72




ROUND WALL WASHER		
ID	Dimension	C.O.D
7087	Ø78	Ø72

Colour : Black & Black / White & Gold



ROUND CHROME		
ID	Dimension	C.O.D
3331	Ø86 x 57	Ø75

Colour : White & White / White & Chrome



ROUND CHROME - Trimless		
ID	Dimension	C.O.D
3349	Ø72 x 57	Ø76

Colour : White & White / White & Chrome



SQUARE CHROME		
ID	Dimension	C.O.D
3337	□89 x 79	□82

Colour : White & White / White & Chrome

Trisha Shoppy / Glare Free

DOWN LIGHTERS

Designed for quick and easy configuration.
Made of die-cast aluminium, the adjustable structure allows the fixture to tilt down upto 30°.
Wattage : 7W / 12W
Integral control gear options



GLARE FREE

ID	Dimension	C.O.D
7088	SQ 102	80 x 82



GLARE FREE TWIN

ID	Dimension	C.O.D
7089	181 x 102	160 x 82



SHOPPY SINGLE

ID	Dimension	C.O.D
7097	SQ 110	99 x 99



SHOPPY TWIN

ID	Dimension	C.O.D
7098	200 x 110	189 x 99

Colour : White / Black

